

PROPOSED ANNUAL SYLLABUS
(2021 - 22)
CLASS – NURSERY

Aims and Objectives

The curriculum designed for class Nursery aims to encourage the blossoming of students' inner capacities, help them explore and appreciate the social and natural world they inhabit, encourage critical thinking, develop life skills and help them become independent and lifelong learners.

The syllabus is based on thematic approach wherein different areas of the curriculum are connected together and integrated within a theme. Students encounter the creative spaces that allow for exploration and discovery through art which in turn helps them to construct their own learning and understanding.

The curriculum content areas and developmental indicators included in the curriculum are: -

- Language Wizards, literacy and communication
- Social and emotional development
- Physical development
- Numeracy and Math Magicians
- Arts - visual arts, dramatic art, music
- Green Soldiers on the March (GSM) - Understanding our world and values

PRESCRIBED BOOKS: Alpha Blocks English Workbook Part I and II (in house publication)

On your marks the number fun! Part I and II (in house publication)

Busy Bees Pre-writing Skills (for age group 3-4 years) (Acevision Publisher Pvt. Ltd.)

PAC Book (Art and Craft) (Pragya Prakashan Educational Publishers)

LEARNING DOMAIN : *Development of cognitive skills

*Aesthetic and fine motor skills

*To develop interest towards learning, emphasis on correct formation of letters and numbers

*Reading and writing of letters and numbers through hands on activities

*Reiteration of the concept learnt in the correct order and sequence.


METHODOLOGY : worksheets, handouts, digiclass modules, flashcards, stories and rhymes, indoor and outdoor activities (floor fun activities, sandpit, talcum powder tracing, beads, fit-in blocks, lacing board, connectors, slate writing and sight reading)

TERM - I
(APRIL - SEPTEMBER)
MONTH: APRIL/MAY (BRIDGE THE GAP COURSE)

English	Math	Green Soldiers on the March	Activity Fun	
<p>Oral</p> <ul style="list-style-type: none"> Phonetic sounds of letters -i, l, t Sight Words: am, I, a, in <p>Written</p> <ul style="list-style-type: none"> Patterns: ll, __, //, \\, ((,)) Letters: i, l, t <p>Activities:</p> <ul style="list-style-type: none"> Tracing letter fun Fun with Magic Pitara 	<p>Oral</p> <ul style="list-style-type: none"> Counting 1-10 <p>Written</p> <ul style="list-style-type: none"> Pre-Number concepts ➤ Big-Small Number work (1,7,4) <p>Activities:</p> <ul style="list-style-type: none"> Counting the body parts (Simon says game) Abacus fun 	<p>All about me</p> <ul style="list-style-type: none"> Myself- Awareness of self: name, age. My School- class name, Class teachers, Headmistress and Principal's name. Body Parts- cleanliness, hygiene. Summer Season- Fruits, vegetables and weather. <p>Activities:</p> <ul style="list-style-type: none"> Preparing lemonade Making sunglasses 	<ul style="list-style-type: none"> Talcum Powder Fun: Learning the pattern of letters and numbers Clay Moulding Colour Sorting Game Follow the leader game <p>Celebrations:</p> <ul style="list-style-type: none"> Earth Day Yellow Day Red Day Mother's Day Baisakhi <p>Life skill:</p> <ul style="list-style-type: none"> Hand Hygiene Healthy eating Greeting everyone 	<p>Colour: Yellow and Red</p> <p>Shape: Circle and triangle</p> <ul style="list-style-type: none"> Making collage with circle shape objects. <p>Art and Craft:</p> <ul style="list-style-type: none"> Drawing circle, triangle shape and objects related to it Colouring, painting, scribbling and learning the patterns.

Digiclass Modules: Rhymes, songs and stories related to letters, videos under the Knowledgepedia programme

MONTH: JULY

English	Math	Green Soldiers on the March	Activity Fun	
<p>Oral</p> <ul style="list-style-type: none"> Phonetic sounds of letters - c, o, a, d Sight Words: on, it, up, my <p>Written</p> <ul style="list-style-type: none"> Patterns-  Letters c, o, a, d <p>Activities:</p> <ul style="list-style-type: none"> Magic letters Fun race Decorating apron Drawing duck 	<p>Oral</p> <ul style="list-style-type: none"> Counting 1-20 <p>Written</p> <ul style="list-style-type: none"> Pre-Number concepts ➤ Up -Down Number work (3,6,9) <p>Activities:</p> <ul style="list-style-type: none"> Counting and putting beans on the flash card of same number. Putting balls in the basket/bin. Count with me 	<p>Water</p> <ul style="list-style-type: none"> Sources of water Uses of water Properties of water How to save water. Season- Monsoon ✓Discussion on rainy season (weather and food) <p>Activities:</p> <ul style="list-style-type: none"> Experiments showing water is colourless, tasteless and shapeless. 	<ul style="list-style-type: none"> Fun with shapes Creating sounds (utensils) <p>Celebrations:</p> <ul style="list-style-type: none"> Blue Day Green Day <p>Life Skill:</p> <ul style="list-style-type: none"> Appreciating God's creation Turning on / off the tap Filling and pouring up glass of water 	<p>Colour: blue and green</p> <p>Shape: Square</p> <p>Art and Craft:</p> <ul style="list-style-type: none"> Drawing square shape and objects related to it Making photo frame with ice cream sticks.

Digiclass Modules: Rhymes, songs and stories related to letters, videos under the Knowledgepedia programme

MONTH: AUGUST

English	Math	Green Soldiers on the March	Activity Fun	
<p>Oral</p> <ul style="list-style-type: none"> Phonetic sounds of letters: b, r, h, n Sight Words: no, yes, we, the <p>Written</p> <ul style="list-style-type: none"> Patterns: SS, XX Letters: b, r, h, n <p>Activities :</p> <ul style="list-style-type: none"> Letter maze Colouring rainbow Bingo game Letter match 	<p>Oral</p> <ul style="list-style-type: none"> Counting 1-30 <p>Written</p> <ul style="list-style-type: none"> Pre-Number concepts ➤ Heavy-Light Number work (2,5,8) Count and write Sequence writing 1-5 <p>Activities:</p> <ul style="list-style-type: none"> Count with me Flashcard fun 	<p>My country 'India'</p> <ul style="list-style-type: none"> Name of our country, Prime Minister, President Our duty as citizens National symbols Significance of tri colour <p>Activities:</p> <ul style="list-style-type: none"> Singing National Anthem Tri - colour badge 	<ul style="list-style-type: none"> Mixing colours <p>Celebrations:</p> <ul style="list-style-type: none"> Teej Celebration Rakshabandhan Celebration Independence Day Janamashtami Tableau presentation <p>Life Skills:</p> <ul style="list-style-type: none"> Respecting National Anthem and National Flag Keeping surrounding clean Respecting elders Being polite 	<p>Colour: orange Shape: Rectangle Activity: Making National Flag.</p> <p>Art and Craft:</p> <ul style="list-style-type: none"> Drawing rectangle shape and objects related to it <p>Colouring - learning to fill colours in our National Flag</p>

Digiclass Modules: PPT on leaders, rhymes, songs and stories related to letters, videos under the Knowledgepedia programme

MONTH: SEPTEMBER

English	Math	Green Soldiers on the March	Activity Fun	
<p>Oral</p> <ul style="list-style-type: none"> Phonetic sounds of letters: m, e Sight Words: Recapitulation of all the sight words done from April to August. <p>Written</p> <ul style="list-style-type: none"> Letters: m, e <p>Activities :</p> <ul style="list-style-type: none"> Decorating mat Memory game 	<p>Oral</p> <ul style="list-style-type: none"> Counting 1-40 <p>Pre- number concept: In/ Out</p> <p>Written</p> <ul style="list-style-type: none"> Number work (0,10) Sequence writing (1-5) Backward counting (5-1) <p>Activities:</p> <ul style="list-style-type: none"> Musical chair with numbers. Making number chain 	<p>Animal Kingdom</p> <ul style="list-style-type: none"> Pet, wild and water animals Sound and homes Things we get from animals Facts about animals <p>Activities:</p> <ul style="list-style-type: none"> Learning animals sound 	<ul style="list-style-type: none"> Animal Quiz Enactment activity Hopscotch game <p>Life Skill:</p> <ul style="list-style-type: none"> Love and care for animals Appreciating God's creation Use of golden words 	<p>Colour: Black and white</p> <p>Shape: Oval and star</p> <p>Art and Craft:</p> <ul style="list-style-type: none"> Drawing star shape Drawing animals Play dough moulding

Digiclass Modules: PPT on Animals, rhymes, songs and stories related to letters, videos under the Knowledgepedia programme

TERM - II
(OCTOBER - MARCH)
MONTH: OCTOBER

English	Math	Green Soldiers on the March	Activity Fun	
<p>Oral</p> <ul style="list-style-type: none"> Phonetic sounds of letters - f, g, j, k Sight Words: and, he, she, you <p>Written</p> <ul style="list-style-type: none"> Letters: f, g, j, k <p>Activities :</p> <ul style="list-style-type: none"> Letter search Magic wand Letter soup 	<p>Oral</p> <ul style="list-style-type: none"> Counting 1-50 Pre- number concept: More/less <p>Written</p> <ul style="list-style-type: none"> Number work (11,12,13) Backward counting (10-1) Missing Numbers (1-10) What comes after (1-10) Sequence writing (1-10) <p>Activities:</p> <ul style="list-style-type: none"> What's missing? Play dough counting 	<p>Festivals</p> <p>Discussion on</p> <ul style="list-style-type: none"> National festivals Religious festivals Places of worship <p>Celebrations:</p> <ul style="list-style-type: none"> Gandhi Jayanti Dussehra <p>Activities:</p> <ul style="list-style-type: none"> Sorting and identifying festivals 	<ul style="list-style-type: none"> Making Rangoli <p>Life Skill:</p> <ul style="list-style-type: none"> Being responsible (keeping belongings back) Folding handkerchief 	<p>Colour: Brown</p> <p>Shape: Semi- circle</p> <p>Activity: Making objects with Semi circle shape.</p> <p>Oral Interaction:</p> <ul style="list-style-type: none"> My Favourite festival <p>Art and Craft:</p> <ul style="list-style-type: none"> Making Greeting cards

Digiclass Modules: Rhymes, songs and stories related to letters, videos under the Knowledgepedia programme

MONTH: NOVEMBER

English	Math	Green Soldiers on the March	Activity Fun	
<p>Oral</p> <ul style="list-style-type: none"> Phonetic sounds of letters p, q, s, u Sight Words: us, of, him, had <p>Written</p> <ul style="list-style-type: none"> Letters: p, q, s, u <p>Activities :</p> <ul style="list-style-type: none"> The mix up letters Alpha band Letter toss 	<p>Oral</p> <ul style="list-style-type: none"> Counting 1-60 <p>Written</p> <ul style="list-style-type: none"> Number work 14,15,16 Missing Numbers (1-15) What comes after (1-15) Sequence writing: (1-15) Count and write (1-15) <p>Activities:</p> <ul style="list-style-type: none"> Number Hop-scotch fun Counting and sorting 	<p>Transport</p> <ul style="list-style-type: none"> Means of transport Traffic rules and signals Safety rules (home, school, road) Short and long-distance vehicles <p>Activities:</p> <ul style="list-style-type: none"> Memory game and drawing traffic light 	<ul style="list-style-type: none"> Making boat and aeroplane <p>Celebrations:</p> <ul style="list-style-type: none"> Diwali Children's Day Gurpurab <p>Life skills:</p> <ul style="list-style-type: none"> Taking care of belongings Learning home address and phone number 	<p>Shape: Diamond</p> <p>Oral Interaction:</p> <ul style="list-style-type: none"> My Favourite vehicle <p>Art and Craft:</p> <ul style="list-style-type: none"> Drawing and colouring car, bus.

Digiclass Modules: PPT on different festivals, Rhymes, songs and stories related to letters, videos under the Knowledgepedia programme

MONTH: DECEMBER

English	Math	Green Soldiers on the March	Activity Fun	
<p>Oral</p> <ul style="list-style-type: none"> Phonetic sounds of letters v, w, x, y Sight Words: is, to, for, her <p>Written</p> <ul style="list-style-type: none"> Letters: v, w, x, y <p>Activities :</p> <ul style="list-style-type: none"> Letter scoop Word wall 	<p>Oral</p> <ul style="list-style-type: none"> Counting 1-70 <p>Written</p> <ul style="list-style-type: none"> Number work 17,18,19 Count and write (1-15) Sequence writing (1-15) Missing Numbers (1-15) What comes after (1-15) <p>Activities:</p> <ul style="list-style-type: none"> Let's count Making necklace 	<p>Community Helpers</p> <ul style="list-style-type: none"> People who help us <ul style="list-style-type: none"> Discussion on different professions and people involved eg: doctor, teacher, police person, fire person. Helpers in school <p>Respect for all professions and their importance in our lives</p> <p>Season - Winter</p> <p>Activities:</p> <ul style="list-style-type: none"> Counting the tools used by different community helpers. Learning emergency numbers like 100, 101, and 102. Enactment activity 	<ul style="list-style-type: none"> Carol singing activity <p>Celebrations: Christmas</p> <p>Life Skill:</p> <ul style="list-style-type: none"> Learning emergency numbers Being patient for one's turn Respecting each other's decision 	<p>Oral Interaction:</p> <ul style="list-style-type: none"> I want to be <p>Art and Craft:</p> <ul style="list-style-type: none"> Drawing and colouring snowman and Christmas tree

Digiclass Modules: People around us, rhymes, songs and stories related to letters, videos under the Knowledgepedia programme

MONTH: JANUARY

English	Math	Green Soldiers on the March	Activity Fun	
<p>Oral</p> <ul style="list-style-type: none"> • Letter z • Phonetic sounds of letters(a-z) • Recap of all sight Words <p>Written</p> <p>Sequence Writing:</p> <ul style="list-style-type: none"> • a-z • Name Writing <p>Activities:</p> <ul style="list-style-type: none"> • Alphabet bingo • Letter musical chair • Find my partner 	<p>Oral</p> <ul style="list-style-type: none"> • Counting 1-80 <p>Pre-number concept:</p> <p>Day/night</p> <p>Written</p> <ul style="list-style-type: none"> • Number work 20 • Count and write (1-20) • Sequence writing (1-20) • Missing numbers (1-20) • Backward counting: (20-1) • What comes after (1-20) 	<p>Means of Communication</p> <ul style="list-style-type: none"> ➤ Discussion on different means of communication like mobile, letter, computer, I pad, tab, newspaper etc. <p>Activities:</p> <ul style="list-style-type: none"> ➤ Writing Letter ➤ Identifying sight words in newspaper. 	<ul style="list-style-type: none"> • Tunnel Ball Game • Play Dough Fun <p>Celebrations:</p> <ul style="list-style-type: none"> • Lohri <p>Life skills:</p> <ul style="list-style-type: none"> • Do not use mobile phone for long hours. • Do not watch television for long-time. 	<p>Art and Craft:</p> <ul style="list-style-type: none"> • Drawing using all shapes • Making paper cup phone.

Digiclass Modules: PPT on different means of communication, rhymes, songs and stories related to letters, videos under the Knowledgepedia programme

MONTH: FEBRUARY/MARCH


English	Math	Green Soldiers on the March	Activity Fun	
<p>Oral</p> <ul style="list-style-type: none"> ● Phonetic sounds of letters (a-z) ● Reading ● Recap of sight words ● Recognition of capital A-Z <p>Written</p> <ul style="list-style-type: none"> ● Sequence writing(a-z) 	<p>Oral</p> <ul style="list-style-type: none"> ● Counting 1-100 <p>Written</p> <ul style="list-style-type: none"> ● Sequence writing (1-20) ● Backward counting (20-1) ● Missing Numbers (1-20) ● Count and write (1-20) 	<p>World of plants</p> <ul style="list-style-type: none"> ➤ Discussion on parts of plants ➤ Types of flower ➤ Uses of plants ➤ Fruits and vegetables <ul style="list-style-type: none"> ● Season - Spring 	<ul style="list-style-type: none"> ● Story on "The Little Seed" enactment ● Freeze card game ● Seed Germination <p>Celebrations:</p> <ul style="list-style-type: none"> ● Holi <p>Life Skill:</p> <ul style="list-style-type: none"> ● Watering the plants ● Caring for the plants ● Do not pluck the flowers. 	<p>Art and Craft:</p> <ul style="list-style-type: none"> ● Drawing Nature Scene

Digiclass Modules: The parts of a flowering plant, rhymes, songs and stories related to letters, videos under the Knowledgepedia programme

Please note : Subject to change as required.

HELP ME GROW

"I tried to teach my child with books,
He gave me only puzzled looks.
I tried to teach my child with words,
They passed him by often unheard.
Despairingly, I turned aside,
How shall I teach this child?" I cried.
Into my hand he put the key,
"Come," he said, "play with me."



Play is fun for children. Play is the way children learn. Through play, children learn about themselves, their environment, people and the world around them. As they play, children learn to solve problems and to get along with others. They enhance their creativity and develop leadership skills and healthy personalities. Play develops skills children need to learn to read and write. Play in early childhood is the best foundation for success in school. As a child learns to reach, grasp, run, climb and balance, physical skills are developed. Dexterity develops when the child handles toys or other objects. Language increases as a child plays and interacts with others. A baby's cooing games with parents evolve into the language skills of a child sharing stories. Learning to cooperate, negotiate, take turns and play by the rules are important interpersonal lifetime skills, all of which play fosters.

Positive play experiences develop positive emotional well-being. Through play and imagination, a child can fulfil wishes and overcome fears of unpleasant experiences. Play helps the child master the environment. When children feel secure, safe, successful and capable, they acquire important components of positive emotional health. Sharing play experiences also can create strong bonds between parent and child.

Parents are their child's first playmates. Here are some guidelines for playing with your child:

- **Interact** - the richest play takes place when the adult takes an active role and plays alongside the child, rather than just providing toys.
- **Observe** - watch your child closely to determine skill level and favourite activities.
- **Follow** - join in at the child's level. Let your child be in control and determine the direction of play.
- **Be creative** - Rediscover the child within yourself. Set aside restricting adult norms. Use toys creatively.
- **Have fun** - Playing should be fun for everyone -- not frustrating. Do not use the time to test or stretch the child's skills beyond capabilities.
- **Children are thinkers.** Parents or caregivers can pose age-appropriate problems and challenges to children to help them think of as many different solutions as possible. It is important to know your child so well that you can match problems to the child's abilities and interests.
- **Age and ability level.** Play activities should fit the child. They should be a bit difficult, but not so difficult as to overwhelm or frustrate the child. Not all children, even at the same age, think at the same level and not all children have the same interests.


Suggested Play-way activities to reinforce learning at home

Our Learning-at-Home ideas offer parents fun ways to extend their child's learning opportunities beyond the classroom. For parents of infants through school-age children, we have created a database of learning activities to provide during teachable moments that naturally emerge from everyday life situations. The activities cover key developmental and academic areas, including social skills, language acquisition, science, math, learning to read, and more.


1. **Vegetable/Fruit shopping** to learn names and discuss taste, liking/disliking. Discuss money to teach basic addition and subtraction.
2. **Coupon match games** Shopping list with words and pictures of items to match.
3. **Hop-scotch games:** Use chalk to draw squares with three letter words written in them. Have children jump on rhyming words squares.
4. **Clay Modelling:** Play dough for improving fine motor skills and dexterity to clear letter formation. Let the child use his/her imagination to give form to his/her creativity.
5. **Powder tracing:** sprinkle powder on a tray and have your child use his/her magic finger to trace alphabet, numbers, fruits etc.
6. **Sandpaper tracing: Cut out sandpaper letters and have children move their finger over them. This will help** to clear letter formation movements.
7. **Alphabet Antakshari:** To check understanding of phonics the traditional Antakshari game can be played with alphabet and words.
8. **Laying the table** to reinforce table manners. Ask your child to set the table. The first few times do the task together. Ask your child how many people will be at the table and how many of each item he needs.
9. **Clean-up classification games** Paper bags or storage boxes; Descriptive Labels: "Things with wheels," "People," "Animals". When it is time to clean up, ask your child to put toys in the appropriate containers. Talk about the properties of each item. "Does a cow have wheels? No... What needs to go in this bag? What is different about these toys? Here is another car, where does it go?"
10. **Storytelling:** Children and parents can sit and create their own story to share. Parents begin the story then let children continue. The story then becomes a collaborative effort. You can also ask the children to create artwork to go with the story.
11. **Packing for a Picnic:** This is a great activity to do while driving in the car. One person starts by saying, "I'm going on a picnic and I'm bringing. ...The person then starts with a word beginning with A - and so on through the alphabet.
12. **Use puppets:** for story telling
13. **Mirror Magic:** Draw a half butterfly and use a mirror reflection to complete it. Thus, explaining the concept of symmetry.
14. **Feed the birds:** Put bird seed in either a purchased or homemade bird feeder. For the younger children, simply watching for birds at the feeder will be exciting. For preschoolers and older, document your findings by taking pictures, writing the words or making a chart. Make a bird journal with your pictures and results. Have your child note if he sees any differences in varieties of birds in different seasons. The more excitement you show about the birds that are in your yard, the more interest your child will show.

15. **'I Spy with my little eye' Game:** A person selects an object in the room (or car) and gives clues to the other people who try to guess what it is, i.e. "I spy with my little eye, something that is... (Give a hint of colour, shape, use, etc.). The other people ask up to 20 "yes" or "no" questions. A wonderful game to play while commuting or during waiting times.
16. **Bed Time Ritual:** Create a wind down bedtime routine, a schedule of activities that will be the same every night, and will become a ritual. For example, your child gets to pick out two books which you read to her, then you hug her and her teddy bear, then you say goodnight and turn out the lights. Come up with a routine unique to your family and your child. The earlier you start a bedtime ritual the more effective it will become. If possible, rituals are something you do every night. Try to create rituals that are manageable in all settings and not too elaborate. Read with and to your child on a regular basis in the language you are most comfortable with. Children will become familiar with books and develop vocabulary this way. *****READING WITH AND TO YOUR CHILD IS PERHAPS THE SINGLE MOST USEFUL THING YOU CAN DO TO HELP YOUR CHILD BECOME A SUCCESSFUL READER. DON'T UNDERESTIMATE ITS VALUE!*****
17. **Cereal and pulses sorting games** as per color, size.
18. **Letter hunt:** Tape the letters to the wall in different places in the house. Sit in one room and have your child find and retrieve the letter that you call out. (If you have more than one child, let them take turns). To add more challenge, don't let the child see you where you hide the letters.
19. **Human MIRROR: Stand** opposite each other and pretend that your child is a mirror. She copies exactly what you do. Move your face only, then arms, legs, etc. Switch, now you become the mirror and your child makes the movements. Discuss body parts, sense organs etc.
20. **Letter Search:** This is a fun activity for the home or car. Ask your child to search for a letter. He can search on cereal and food boxes, magazines, newspaper, books, in the refrigerator, your make-up, tooth paste etc. In the car, look at billboards, store signs, street signs etc. If your child really is interested in this activity, he can write the alphabet and tally the number of letters found. Join with your child in the search. Cheer and clap when letters are found.
21. **Sky Gazing-Moon Goodnight:** At night make going outside to say goodnight to the moon and stars part of the bedtime ritual. Talk about friends who are going to sleep. Share your observations about what you see in the sky. If your child is verbal, ask her to share what she sees.
22. **Dumb Charades:** People act out an animal, the name of a children's book, movie or song. The other people try to guess what is being acted out. Non-verbal clues and hints are given. Animals are easiest for young children to guess. You can play with teams.
23. **Number Hunt:** Say this poem while hunting: "I'm going on a number hunt, what will I find, what will I find, I'll look all around, till I'm ready to lie down". Have your child find a specific number in the deck of cards. Take the card around the house and find the same number on other household items. For example, 7up, 2ply
24. **Birthday Tree:** On your child's birthday, plant a tree. Measure how tall your child and the tree are. Write the measurements and date in the journal. Take a picture of your child beside the tree. Add this to the journal. Repeat this each year on your child's birthday.
25. **Story Extensions:** After reading a book to your child, ask "What if, . . . What else . . . What comes next. . . What if Snow White hadn't eaten that apple, . . . What else could Little Miss Muffet have done. . . What happened after Cinderella and the prince got married?" Stories can be extended to some length just by showing your enthusiasm and adding "And then what happened?"


26. **Mealtime Appreciation:** Before a meal, each family member says something kind or positive about one other family member (maybe the person sitting on their right). You can end with a special rhyme like "Bon Appetite - now we can eat." This activity helps children learn to recognize and articulate their appreciation of people.
27. **Cloud Watching:** Grab a blanket, lie on your back in the back yard or in a park, and watch as the clouds float above, morphing into all kinds of interesting shapes. Be sure to get your child talking about what he's noticing, and compare notes: Where your child sees a pony, you may see a whale. Feel free to get silly ("Is that a dog with an umbrella?") or contemplative ("That cloud looks like love.").
28. **Scrapbooking:** Creative, artistic display of favorite things in a book.
29. Use newspaper cuttings to identify sight words. Help your child learn to see patterns in the world. (i.e. Ask questions such as "Can you find a pattern in your shirt?")
30. Take advantage of daily learning situations in your home. For example, point out letters, numbers, colours and words and make conversation with your child building on essential aspects.



A GOOD ROUTINE
NUTRITIOUS FOOD
AND LOTS OF SLEEP
TO DO



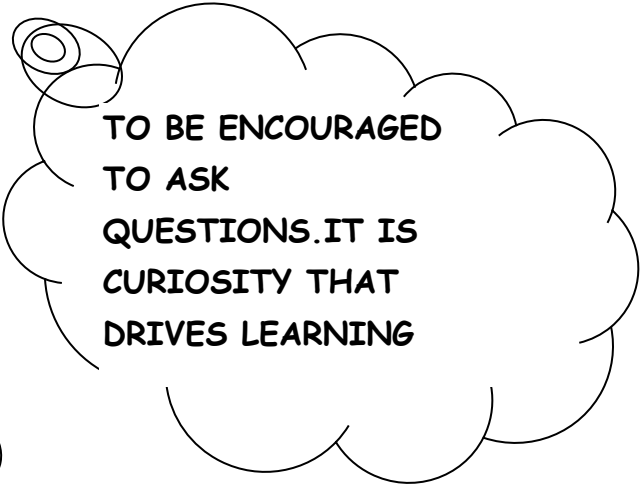
REGULAR PRAISE AND
ENCOURAGEMENT. THIS IS A
MUST!!!




REGULAR
EXERCISE AND
FREE PLAY



REMEMBER!!
YOUR CHILD
NEEDS!



TO BE ENCOURAGED
TO ASK
QUESTIONS. IT IS
CURIOSITY THAT
DRIVES LEARNING



TO BE ENCOURAGED TO
THINK "I CAN DO IT".
YOUR MOTIVATION WILL
PLAY A BIG PART IN THIS.



YOUR QUALITY
TIME